



Highline® Classic Comfort Height®

two-piece elongated 1.0 gpf toilet
K-3519

Features

- Vitreous china.
- Elongated bowl offers added room and comfort.
- Equipped with Sloan FLUSHMATE® – Sloan® Valve Company.
- Polished Chrome trip lever.
- 1.0 gpf (3.8 lpf).
- 2-1/4" (57 mm) fully glazed trapway.
- 11-1/2" (292 mm) x 9-1/2" (241 mm) water area.

Installation

- Seat and supply line sold separately.
- Standard 12" (305 mm) rough-in.

Recommended Products/Accessories

- K-4636 Cachet® Quiet-Close™ Elongated Toilet Seat
- K-5588 Purefresh® Elongated Toilet Seat
- K-4108 C³®-230 Elongated bidet toilet seat
- K-5420 Low-Profile Bolt Caps

Included Components

Product consists of:

- 4304
- 4484

Additional Components:

- Tank cover
- Trip lever



ADA **CSA B651** **OBC**

Codes/Standards




- ASME A112.19.2/CSA B45.1
- DOE - Energy Policy Act 1992
- EPA WaterSense®
- ADA
- ICC/ANSI A117.1
- CSA B651
- OBC

KOHLER® One-Year Limited Warranty

See website for detailed warranty information.

Available Colors/Finishes

Color tiles intended for reference only.

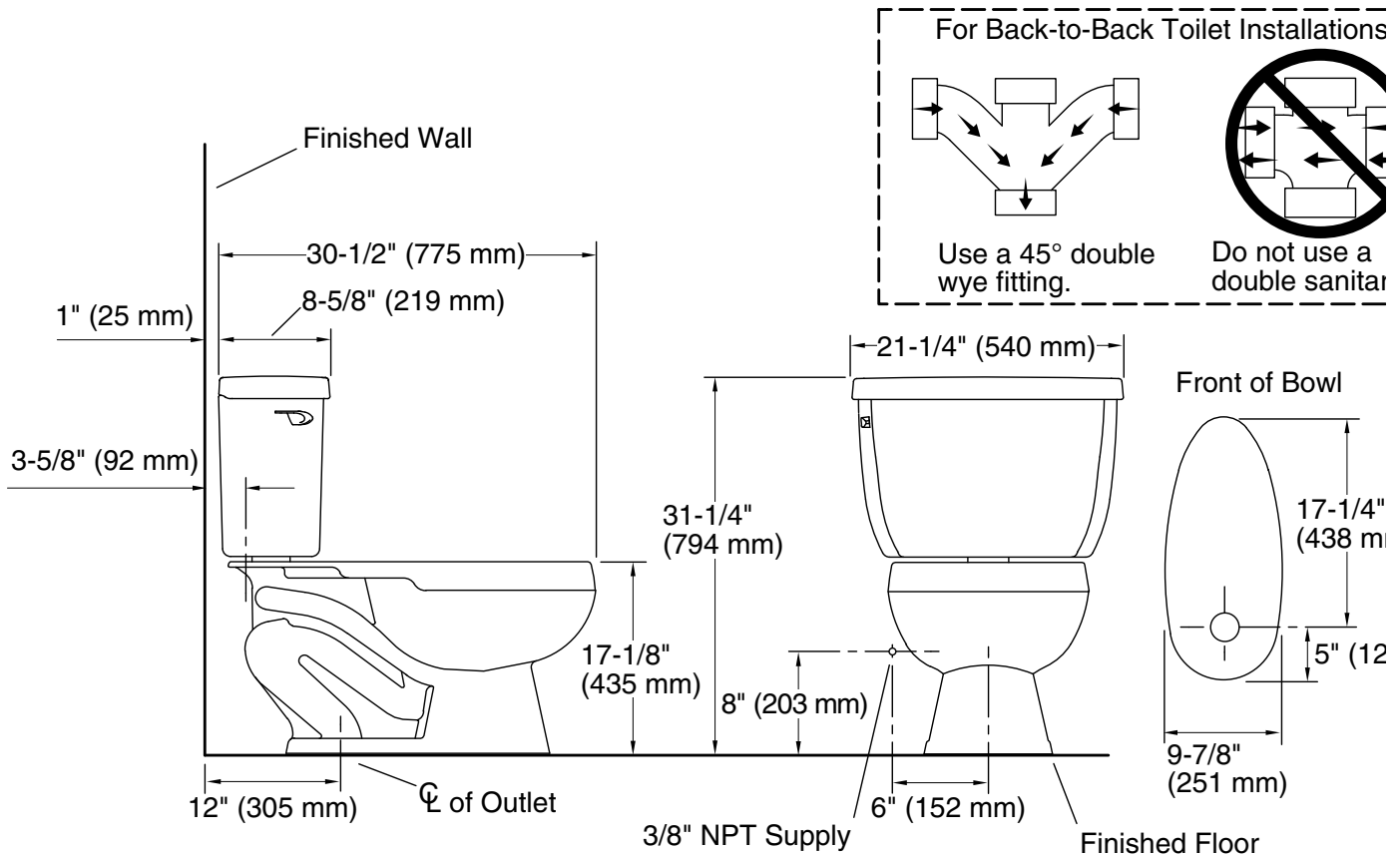
Color	Code	Description
	0	White
	96	Biscuit
	7	Black Black™

KOHLER®

Highline® Classic Comfort Height®

two-piece elongated 1.0 gpf toilet

K-3519



Technical Information

All product dimensions are nominal.

Toilet type:	Two-piece, Floor-mount
Waste Outlet:	Floor
Bowl shape:	Elongated
Flush type:	Pressure Assisted
Trap passageway:	2-3/16" (55 mm)
Water Consumption	
Full:	1 gpf (3.8 lpf)
Water surface size:	11-1/2" x 9-1/2" (292 mm x 241 mm)
Rim to water surface:	5-3/4" (146 mm)
Rough-in:	12" (305 mm)
Seat-mounting holes:	5-1/2" (140 mm)

Fixture Supply Requirements

Min static pressure:	35 psi (241.3 kPa)
Max static pressure:	80 psi (551.6 kPa)

Notes

Install this product according to the installation instructions.

For back-to-back toilet installations: Use only a 45° double wye fitting.

ADA, OBC, CSA B651 compliant when installed to the specific requirements of these regulations.

Plumbing codes may require elongated toilets and elongated, open-front seats in public bathrooms.

Accessibility standards may require controls to be located on the open side of the toilet.

1-800-4KOHLER (1-800-456-4537)

Kohler Co. reserves the right to make revisions without notice to product specifications.

For the most current Specification Sheet, go to www.kohler.com.

12-10-2021 05:40 - US/CA

THE BOLD LOOK
OF **KOHLER**®